



CHAPTER 4

BIB RECORDS – MEDAL/HONOR, DIACRITICS, COVER IMAGES, LDR/007/008, ETC.

CALDECOTT & NEWBERY MEDAL/HONOR

Enter both the 586 and the 650, so that the items can be found by subject.
(OCLC is not consistent entering award information, so each cataloger must verify the information.)

Note 586; --; a Caldecott Medal, 2009 (no ending period)
Subject 655; -4; a Caldecott Medal \$bWinner \$y2009.

Note 586; --; a Caldecott Honor Book, 2008 (no ending period)
Subject 655; -4; a Caldecott Medal \$bHonor Book \$y2008.

Note 586; --; a Newbery Medal, 2010 (no ending period)
Subject 655; -4; a Newbery Medal \$bWinner \$y2010.

Note 586; --; a Newbery Honor Book, 2011 (no ending period)
Subject 655; -4; a Newbery Medal \$bHonor Book \$y2011.

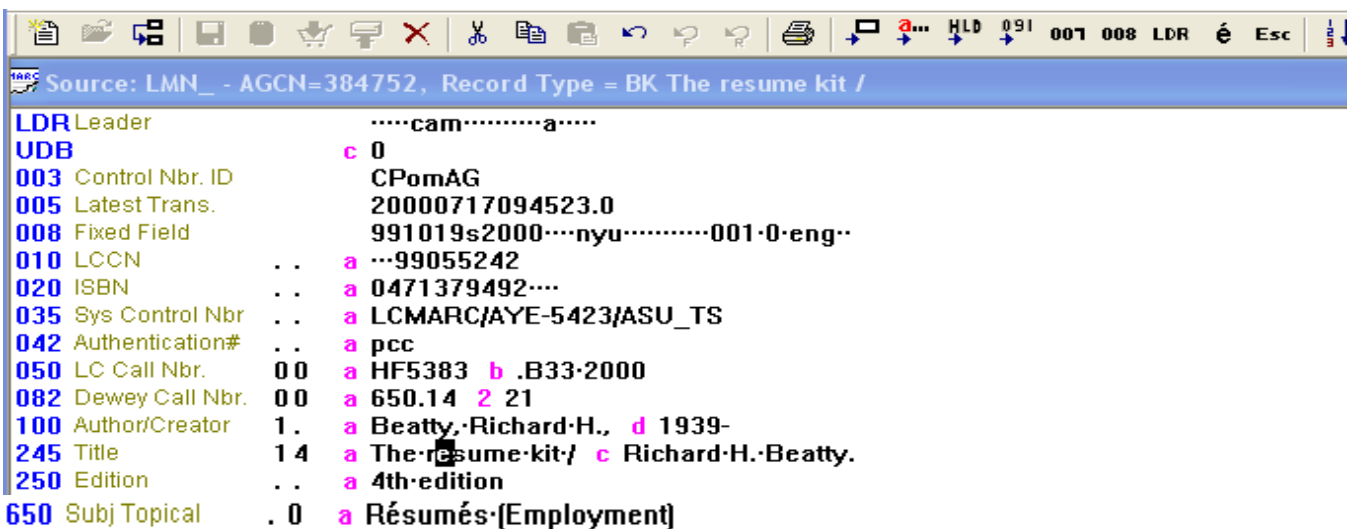


DIACRITICS

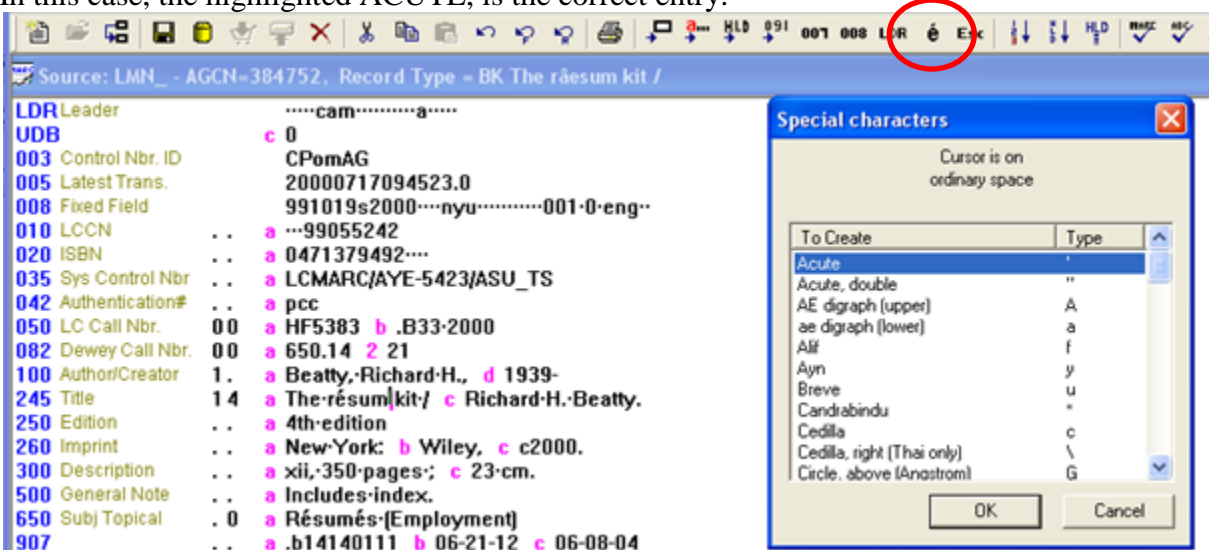
To enter diacritics, there are two methods.

First method is to copy/paste from another source. The 650 field below has the correct diacritics. To copy, place the cursor at the beginning of the word and highlight the word "Resumes" by dragging to the right; right-click; COPY; place cursor in the 245 at the desired position; PASTE.

Second method is to use the diacritics selection tool in AGcat's top toolbar. Remove the letter "e" from the word "resume" in the 245 and leave the cursor at that position.



Click on the diacritics tool in the toolbar. A pop-up box will appear. In this case, the highlighted ACUTE, is the correct entry.





CHAPTER 4

Click OK.

Green insertion bars will appear.

```

100 Author/Creator 1. a Beatty, Richard H., d 1939-
245 Title 14 a The résumé kit/ c Richard H. Beatty.
250 Edition .. a 4th edition
  
```

Immediately, type the “e” back in.

The “e” will appear with the acute directly over it.

Save by clicking the gold barrel.

```

100 Author/Creator 1. a Beatty, Richard H., d 1939-
245 Title 14 a The résumé kit/ c Richard H. Beatty.
250 Edition .. a 4th edition
  
```

Some commonly used diacritics in the LMN database:

Diacritic Name:	Example:
Acute	Orléans, Ramón, résumé, déjà vu
Angstrom	Prajáatantrako, Nepåalamåa
Cedilla	Français
Circumflex	Díaz
Grave	Niccolò, Sebastià
Tilde	Cabaña, Español, Señor
Umlaut (diaeresis)	Gäiti, Figürliche, Hänsel

Examples of Diacritics in LMN’s database:



Title: Déjà vu

Author: Michaels Fern

Publisher: Kensington Publishing Corp

Date: 2011

[eBook](#) (0 of 1 available)

Location (1)	Format	Call Number	Status
Northeast AL Comm College - eBook - OverDrive	eBook	[EBK] PS 3563 .I27 D44 2011 (eBook)	● Online



Title: Hänsel and Gretel : a retelling of the Grimms' fairy tale


Author: Blair Eric

Publisher: Picture Window Books

Date: 2004

[Book](#) (1 of 1 available)

Location (1)	Format	Call Number	Status
Scottsboro Public Library - Juvenile - Easy	Book	BR Bla (Beginning Reader)	● Available



Title: The prince

Author: Machiavelli Niccolò 1469-1527

Publisher: Tantor Media

Date: 2002

[AudioBook CD](#) (1 of 1 available)

Location (1)	Format	Call Number	Status
Gadsden - Wallace Drive Campus - Audio - Collection	AudioBook CD	[AUDIO] JC143 .M38 2002 (BkonCD Ad NF)	● Available



Title: Querido señor Darwin : cartas sobre la evolución de la vida y la naturaleza humana

Author: Dover G A

Publisher: Siglo Veintiuno Editores

Date: 2003

[eBook](#) (0 of 5 available)

Location (5)	Format	Call Number	Status
LMN eBook - EBSCO	eBook	(eBook)	● Online



Title: Le gimmick : français parlé

Author: Adrienne

Publisher: Norton

Date: 1977

[Book](#) (1 of 1 available)

Location (1)	Format	Call Number	Status
Northeast AL Comm College - Books - Circulating	Book	PC 2121 .A16 1977 (NonFiction)	● Available



CHAPTER 4

RDA Summaries:

BOOK (ebook)

336 Content Type .. **a** text **2** rdacontent
337 Media Type .. **a** unmediated **2** rdamedia
338 Carrier Type .. **a** volume **2** rdacarrier

BOOK (Large print)

336 Content Type .. **a** text **b** txt **2** rdacontent
337 Media Type .. **a** unmediated **b** n **2** rdamedia
338 Carrier Type .. **a** volume **b** nc **2** rdacarrier
340 .. **n** large-print **2** rda

SOUND RECORDING (Audiobook, CD, eAudiobook)

336 Content Type .. **a** spoken-word **b** spw **2** rdacontent
337 Media Type .. **a** audio **b** s **2** rdamedia
338 Carrier Type .. **a** audio-disc **b** sd **2** rdacarrier

VIDEO RECORDING (DVD)

336 Content Type .. **a** two-dimensional-moving-image **b** tdi **2** rdacontent
337 Media Type .. **a** video **b** v **2** rdamedia
338 Carrier Type .. **a** videodisc **b** vd **2** rdacarrier

VIDEO RECORDING (Blu-Ray)

336 Content Type .. **a** two-dimensional-moving-image **b** tdi **2** rdacontent
337 Media Type .. **a** video **b** v **2** rdamedia
338 Carrier Type .. **a** videodisc **b** vd **2** rdacarrier
340 .. **b** 4-3/4-in.
344 Sound info .. **a** digital **b** optical **g** surround **h** Dolby-Digital-5.1 **2** rda
346 Video info .. **b** NTSC
347 Digital file .. **a** video-file **b** DVD-video **e** region-1 **2** rda



CHAPTER 4

COVER IMAGES

Cover images are automatically pulled by Syndetics from the ISBN 020 or the Standard Number 024 fields.

Sometimes, publishers will re-use an ISBN and the wrong cover image will appear. In this case, identify which ISBN is linking to which cover image. Then, remove the ISBN pulling the wrong cover image.

Sometimes the ISBN is so old it will not pull a cover image. In this case, add a cover image manually using AG's feature "Add Cover Art."

INSTRUCTIONAL PDF: <https://lmnconnect.org/wp-content/uploads/2018/10/AddingLocalCoverImages.pdf>

Sometimes, there will be an ISBN in 020 \$z. Syndetics only links from \$a subfields and does not read from \$z subfields. If the 020 has an ISBN in \$z subfield, unblock it by changing to "a" subfield. Then check again.

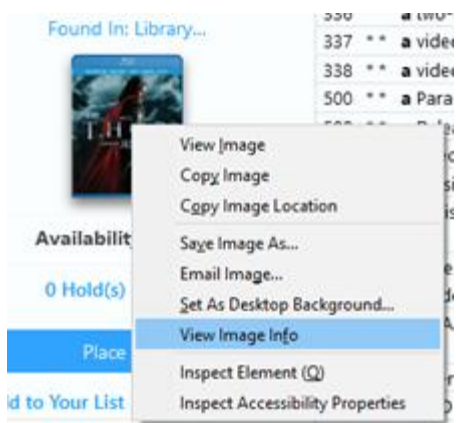
VIDEO: <https://screencast-o-matic.com/watch/cqQT2RuVaP>

To add an ISBN if the 020 is empty, see if the 776 \$z field has the print ISBN or check OCLC, Amazon, Goodreads, or Google.

VIDEO: <https://screencast-o-matic.com/watch/cqQTYyunXc>

Q: How can one tell if a cover image has been entered manually or is pulling from Syndetics?

A: Right click on the cover image art > Select "View image Info"



The resulting pop-up box will contain the image as well as the resource. Note the URL in the following locations.




CHAPTER 4

If the image comes from Syndetics, this info will display:

Location: <https://lmn.agverso.com/jacketart/index.php?imgId=c3luZC91LzAwOTcvMzYxLzQ1NS8wOTczNjE0NTUxNDMuanBn>
Type: JPEG Image
Size: Unknown (not cached)
Dimensions: 78px × 100px (scaled to 80px × 103px)
Associated Text: Thor


Media Preview: Select All Save As...

A small, square image of the Thor movie cover art, showing Thor in his red and silver armor, holding his hammer, against a dark background with a blue sky.

If the image is local cover image art, this info will display:

Location: https://aws02-staff.auto-graphics.com/LMN/download_temp/localart/LMN/252699.JPG
Type: PNG Image
Size: Unknown (not cached)
Dimensions: 200px × 280px (scaled to 100px × 140px)
Associated Text: Matched pairs : gender and intertextual dialogue in eighteenth-century fiction

Media Preview:

A small, rectangular image of the book cover for "Matched Pairs: Gender and Intertextual Dialogue in Eighteenth-Century Fiction". The cover has a green background with a central illustration of a woman in 18th-century dress sitting at a table, with a man standing behind her. The title "Matched Pairs" is at the top in a serif font, and the subtitle "Gender and Intertextual Dialogue in Eighteenth-Century Fiction" is at the bottom.



CHAPTER 4

BIB FORMAT – LDR, 007, 008

This table provides the logic entered in the 007, 008, and leader fields in the bibliographic record for the appropriate formats. See Chapter 3 for definitions and usage.

FORMAT	LDR /06	LDR/ 07	008/ 23	008/ 25	008/ 26	008/ 29	008/ 33	008/ 21	007/ 00	007/ 01	007/ 03	007/ 04	007/ 06
2D non-projected graphics	k												
3D artifacts/objects	r												
Archival Materials	t/p												
Article	NA	NA	NA	NA	NA	NA	NA	NA	NA	NA	NA	NA	NA
Atlas	e/f			e									
AudioBook (Spoken Word Recording)	i												
AudioBook Cassette	i								s	s			
AudioBook CD	i								s	d			g
AudioBook LP	i								s	d	b		
AudioBook Player	i		q										
Blu-Ray	g								v	d		s	
Book	a	a/c/d/m											
Braille	a	a/c/d/m	f										
Computer File	m												
Computer Game	m				g								
Computer Program	m				b								
DVD	g								v	d		v	
eAudioBook	i		s										
eBook Reader	a	a/c/d/m	s										



CHAPTER 4

FORMAT	LDR/ 06	LDR/ 07	008/ 23	008/ 25	008/ 26	008/ 29	008/ 33	008/ 21	007/ 00	007/ 01	007/ 03	007/ 04	007/ 06
eBook	a	a/c/d/ m							c				
eMap	e/f					s							
eMusic	j		s										
eSerial	a	i/s	s										
eVideo	g								c	r			
Film	g						m						
Filmstrip	g						f						
Flashcard	k						o						
Game	r						g						
Globe	e			d									
Kit	o												
Large Print	a	a/c/d/ m	d										
Map	e/f												
Microform	a	a/c/d/ m	a/b/ c										
Music Cassette	j								s	s			
Music CD	j								s	d			g
Music LP	j								s	d	b		
Music Recording	j												
Music Score	c/d												
Periodical	a	s						p					
Picture	k						i						
Serial	a	b/i/s											
Slide	g						s						



CHAPTER 4

FORMAT	LDR/ 06	LDR/ 07	008/ 23	008/ 25	008/ 26	008/ 29	008/ 33	008/ 21	007/ 00	007/ 01	007/ 03	007/ 04	007/ 06
Toy	r						w						
Videocassette	g								v	f			
Visual Materials	g												



CHAPTER 4

CHEAT SHEETS

Cheat sheets summarize the information from the Cataloging Procedural Manual in a brief format. Cheat sheets are not inclusive and the Cataloging Procedural Manual should be consulted for expanded details.

Keep/Delete Cheat Sheet

<https://lmnconnect.org/wp-content/uploads/2019/04/KeepDelete-CheatSheet.pdf>

Large Print Cheat Sheet

<https://lmnconnect.org/wp-content/uploads/2018/10/LargePrint-CheatSheet.pdf>